

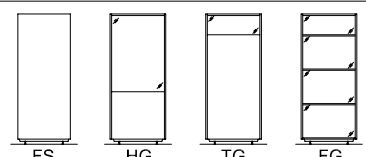
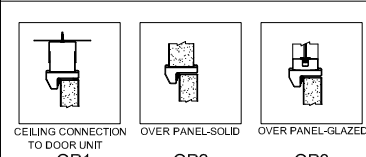
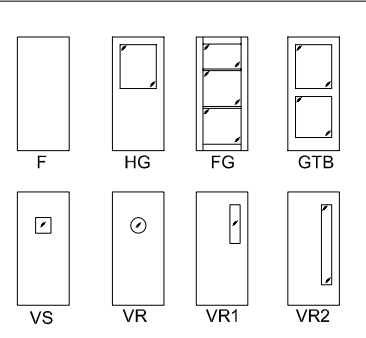
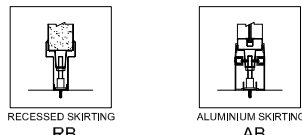
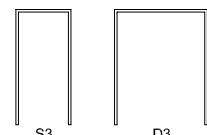
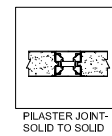
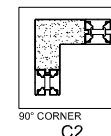
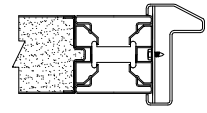
This data sheet details Thrislington Gulf material specification, options and dimensions.

60mm specification falls into two sections:

Section One: Deals with the formalities of tendering, preliminaries, contractual, statutory and product performance considerations.

Section Two: Deals with the physical properties and performance fields of the product.

Standard Options

Composite Panel Code	Solid	Glaze	Base	Panel connection	Corner connection	Door	Door overpanel	RAL colour	Hardware	Complete from following Codes	
Solid panel	Code <input type="text"/> : (see below) Modular twin tray construction with welded assembly.										
Panel skin	1mm thick slip coated pre-galvanised steel to JIS G 3302 or equivalent										
Panel thickness	60mm.										
Panel core	Non Combustible mineral fibre infill or Honeycomb core.										
Glaze panel	Code <input type="text"/> : Full glaze			Code <input type="text"/> : Half glaze			Code <input type="text"/> : Top glaze				
Panel bases	Code <input type="text"/> : Aluminium			Code <input type="text"/> : Recessed							
Panel connection	Code <input type="text"/> : Plaster										
Corner connection	Code <input type="text"/> : 90° corner panel										
Door overpanel	Code <input type="text"/> : Solid					Code <input type="text"/> : Glaze					
Solid Panel finish	Code <input type="text"/> PR : Polyester powder coating RAL										
Glaze Panel finish	Code <input type="text"/> PR : Polyester powder coating RAL										
Door Leaf	Code <input type="text"/> (see below) Modular twin tray construction with lock formed / seam welded assembly. double door with or without astragal.										
Door Skin	1mm thick slip coated pre-galvanised steel to JIS G 3302 or equivalent										
Door Leaf Thickness	44mm.										
Door Core	Non Combustible mineral fibre infill or Honeycomb core.										
Frame	Code <input type="text"/> (see below)										
Door frame	1.5mm thick slip coated pre-galvanised steel to JIS G 3302 or equivalent.										
Frame assembly	Welded.										
Door frame and door finish	Code <input type="text"/> PR : Polyester powder coating RAL										
Vision panel options	Code <input type="text"/> : (see below)					Size <input type="text"/> : (see below)					
Hardware options	Code <input type="text"/> : (see below)										
Panel configuration				Door overpanel detail				Door leaf configurations			
											
Panel bases				Frame configurations							
											
Panel connection		Corner connection		Standard frame connection							
											
				Dimensional Range(all dimensions are in mm)							
Door Configurations		SIZES		Vision panel Configurations		SIZES					
S3		1010x2080		HG		300x300					
D3		2010x2080		FG		300x1750					
Hardware options				GTB		630x790x2					
A		Personal entrance		VS		300x300					
B		Store or service		VR		300 dia					
C		Passage corridor		VR1		200x600					
				VR2		200x1740					